




Spicynodes
David Lankford

www.spicynode.org

Overview

Not just a mind map, nor a wiki, or a blog

Cognition

How to teach with Spicy Nodes

Tutorial

Tutorial support

Brain Storm

Getting started with some examples of mine

Examples

What others have done

Conclusion

Any comments before I go?

Overview

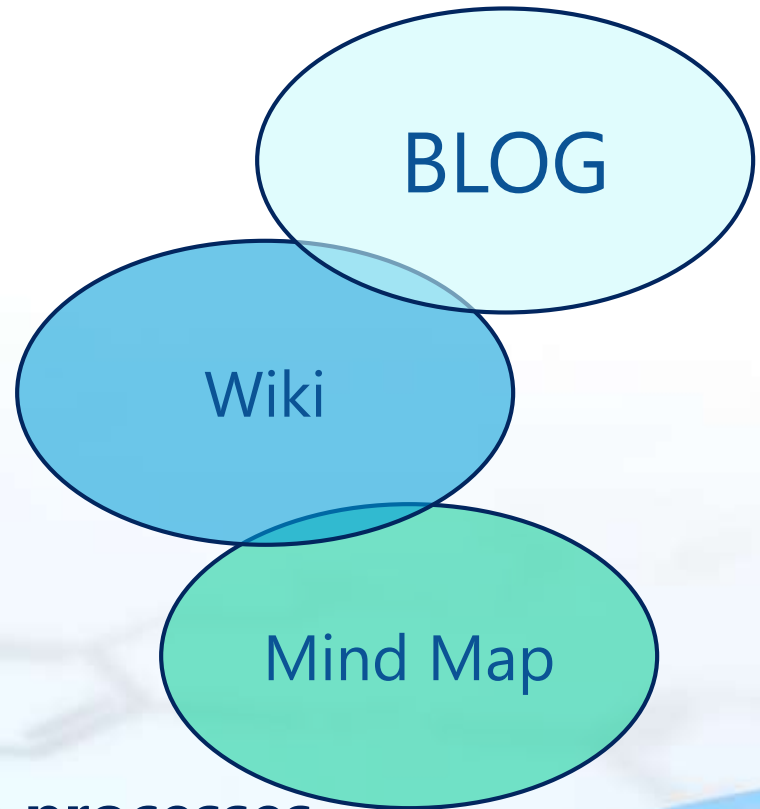
Blogs have a proven track record Improving student writing.

1. Global / Local audience
2. Instant feedback
 1. Peer and or teacher
3. Writing to please readers

Wikis are great beginner websites

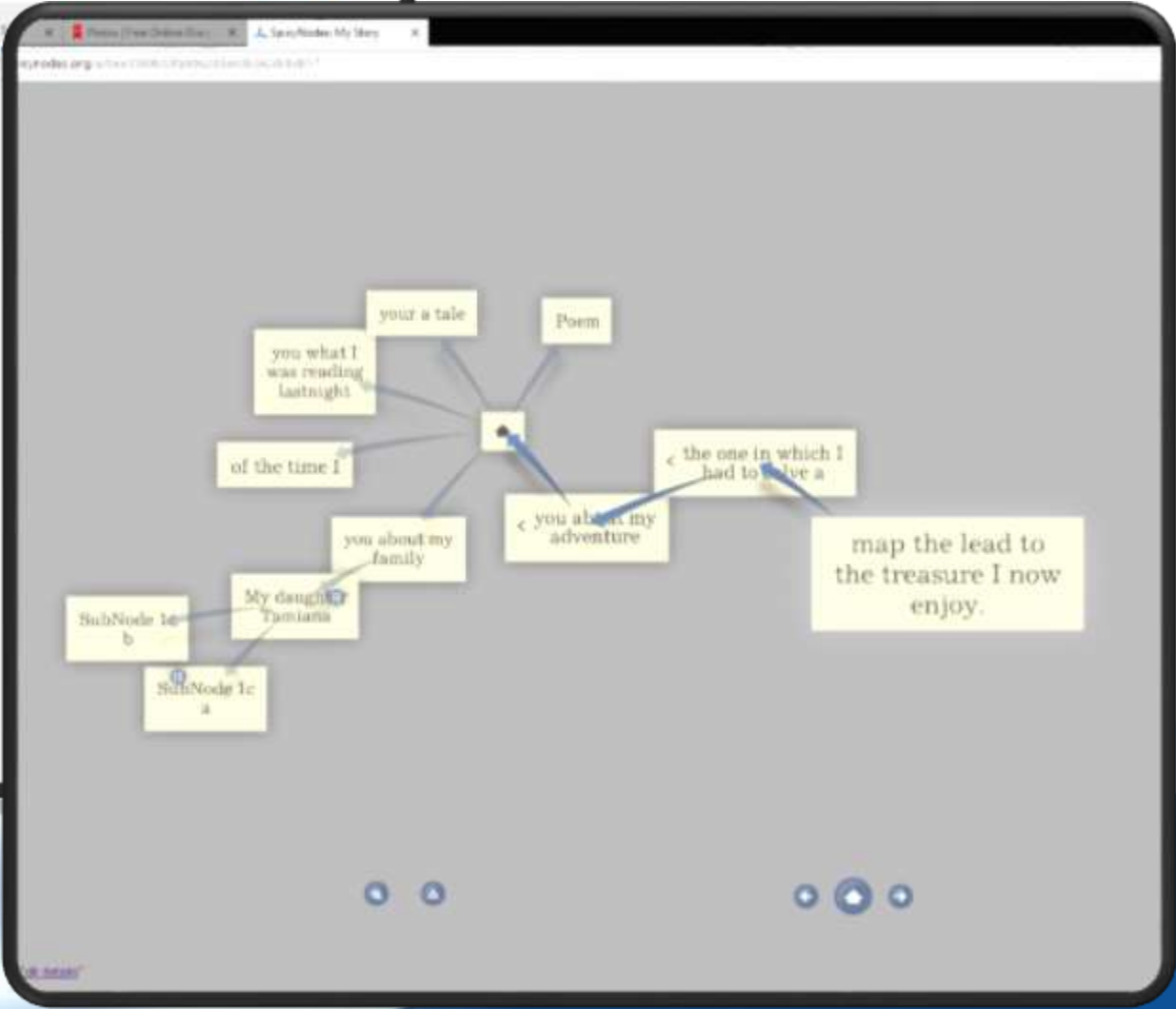
Mind Maps mentor metacognitive processes.

1. Great organizers
2. Graphic learning aid




My Story

The screenshot shows the Spicynodes website interface. At the top left is the Spicynodes logo. The navigation bar includes links for Home, Edit Nodes, Gallery, Support, Pricing & plans, and About. Below the navigation bar, there are tabs for Edit details, Edit style, Edit content (which is active), and Preview nodes. The main content area is titled 'NodeMap content...' and contains a list of nodes. The nodes are organized into a tree structure. The first node is 'you about the adventures', which has a sub-node 'in which I'. This sub-node has a sub-node 'above my peak to', which in turn has a sub-node 'Enchanted Rock'. Other nodes in the list include 'to the far side of the ocean', 'the one in which I had to solve a', 'you about my family', 'of the time I', 'wrote a poem', 'wanted to know more about', 'the three types of rocks', 'Metamorphic', 'igneous', 'Sedimentary', 'and examples of this type of rock are', 'smeatone', 'you what I was reading lastnight', and 'you a tale'.



T *Pedagogical* CT



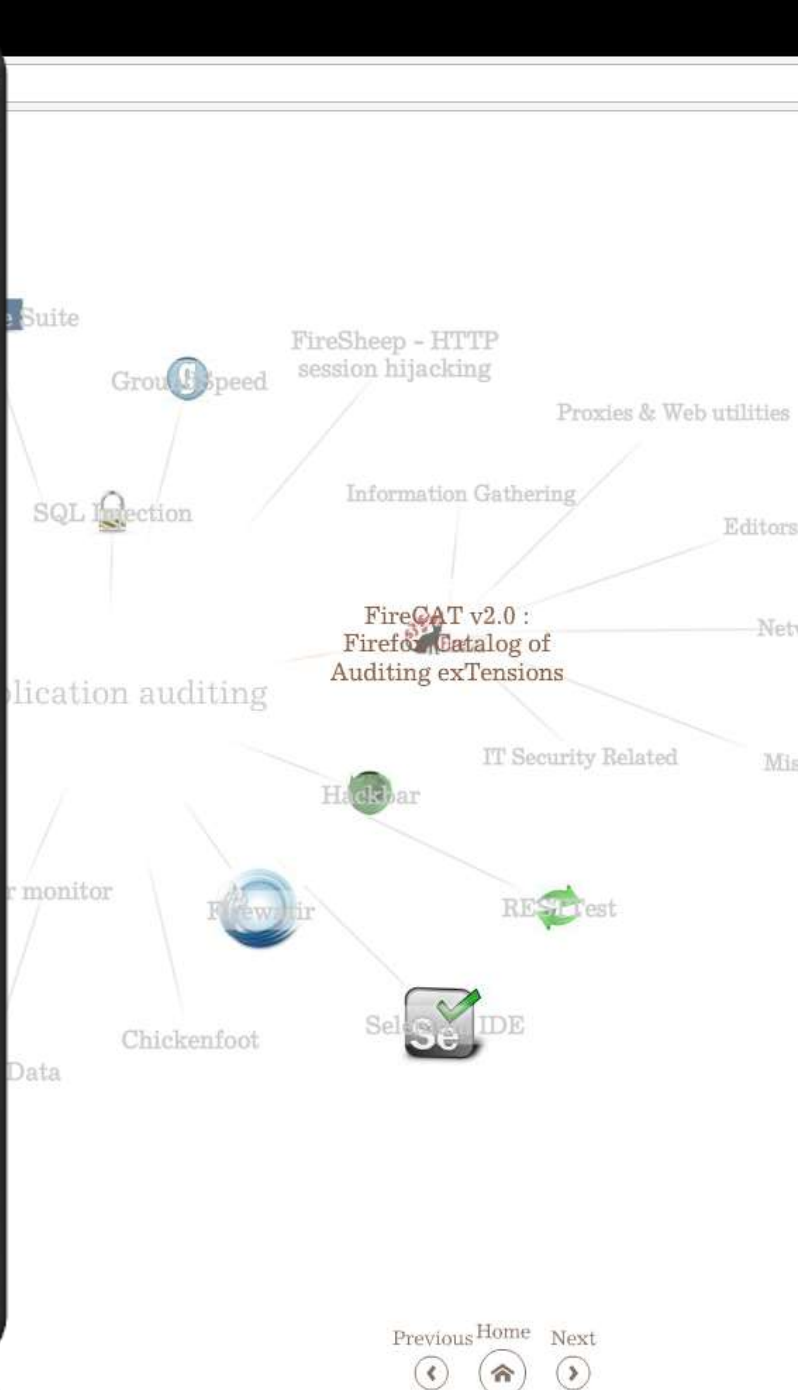
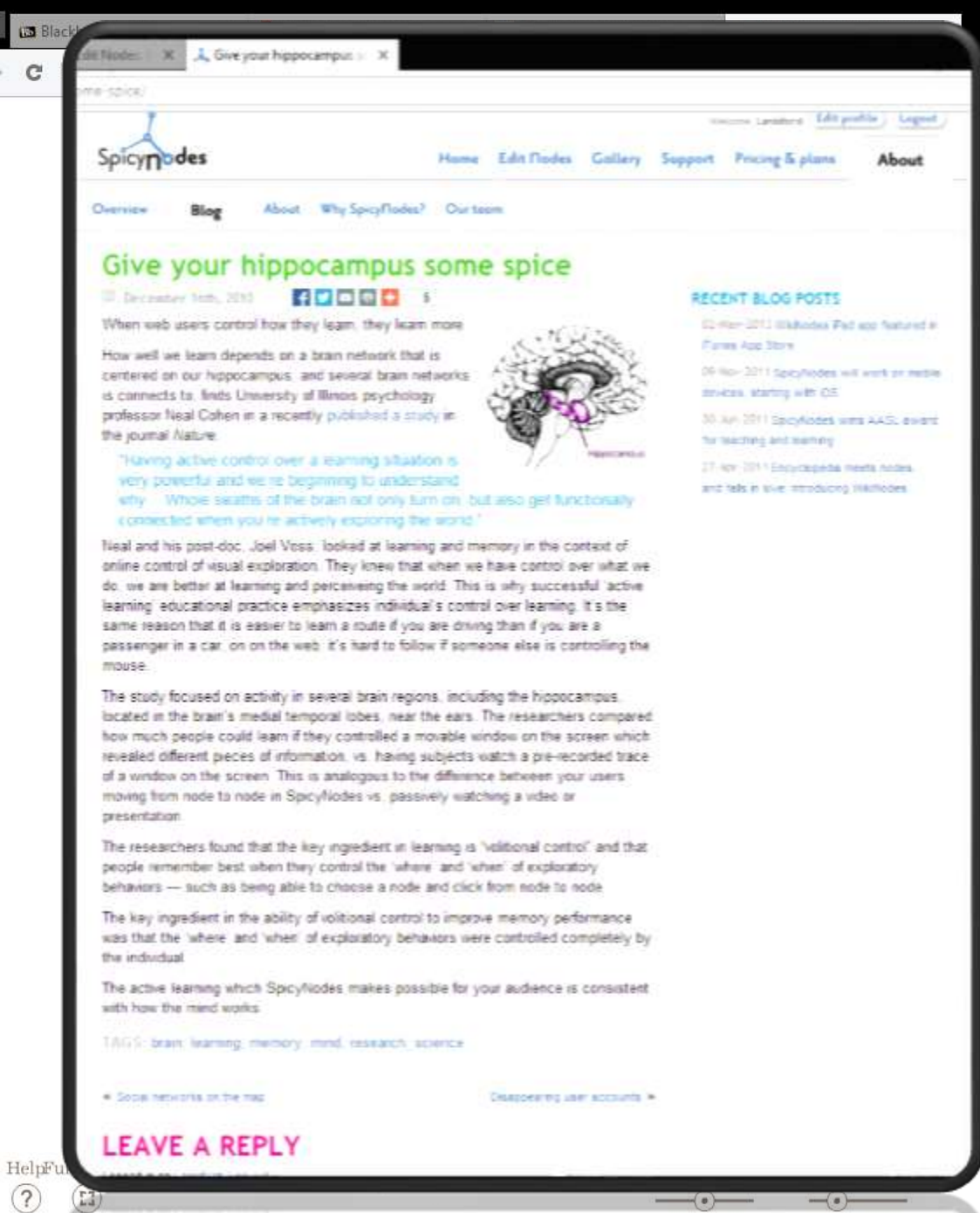
Make
another
connection

METACOGNITIVE SKILLS

- We learn by connecting new input in working memory with prior knowledge in long term memory
- We reinforce memories by linking new knowledge that is related in some manner
- Images, sounds, smells, textures and feelings all reinforce memories.
- We learn collaboratively in social settings

SPICY NODES

- Provides a graphical representation of data linked by relevant connections
- Links people and ideas together like a blog does for sharing.
- Holds video, audio, and URL links for quick reference
- Spicy Nodes spins like Prezi adding another visual effect to help organize the hierarchical structure of data.
- [Shared History lesson explained](#)



LEAVE A REPLY



ГЕУЛЕ У ВЕБГА

Tutorial Support

[En español](#)
[In English](#)

Support overview

[Discussions](#) [Contact us](#) [Recipes & articles](#) [For teachers](#) [Consulting](#) [Developers/reference](#)



Home » Support » Support overview

Online manuals and help

Every great dish starts with a recipe. The SpicyNodes cookbook has a Quick Start guide, as well as guides for students, teachers, developers, copywriters, and academics. This is the first place you'll want to look when you have questions.

Community

Need a quick answer? If so, you'll want to visit our discussion forums, where you can search for an answer or post a question to others in the SpicyNodes Community.

Bug reporting

Found a bug? Yuck! We appreciate your help in creating your own nodes and helping us to find those pesky critters. We'll be forever grateful if you take a peek at our bug tips and then take the time to complete a bug report. We'll try to get rid of the pests in a jiffy.

Contact us

If you still can't find the answer you need, please contact us.

Contact us

Questions, problems, comments? We want to hear from you and receive your creative input and feedback. Contact us

Discussions

Browse and ask questions. Go to online discussion forums

Overview

[Why SpicyNodes?](#)

[Assessment](#)

[Energy \(Physics\)](#)

[Weather \(Science\)](#)

[Fractions \(Math\)](#)

[Activists \(Social Studies\)](#)

[Native Americans \(S. Studies\)](#)

[Holocaust \(History\)](#)

[Writing & poetry \(English\)](#)

[Sharing](#)

Home » Support » For teachers » Overview

Share [f](#) [t](#) [g+](#) [v](#)

Spice up your classroom.

SpicyNodes makes education more authentic and tangible. Use SpicyNodes in teaching and research for a broad range of ages.

Discover why SpicyNodes is an effective teaching tool. Or get ideas right away from the lesson plans below...

Cooking up lesson plans.

Teachers from various disciplines have created lessons that incorporate SpicyNodes into curricula. We invite you to see if your class could benefit from them:

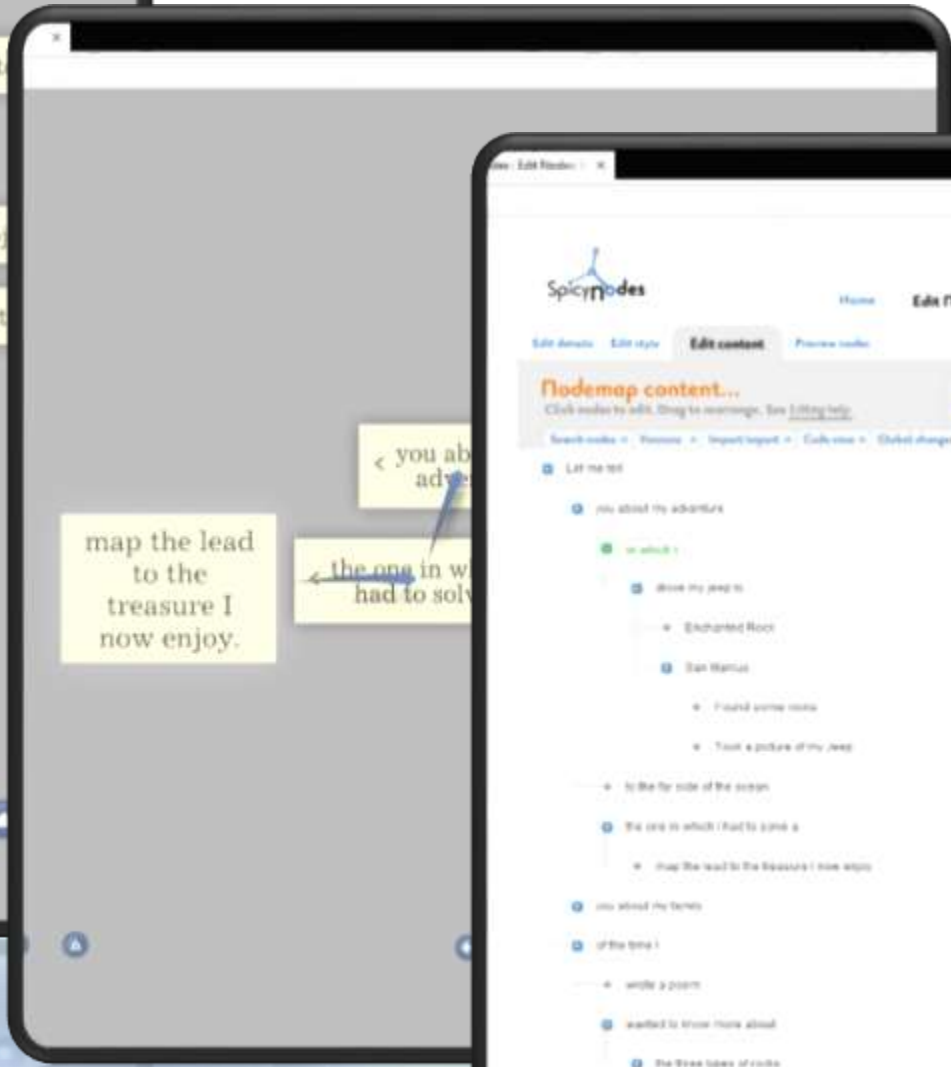
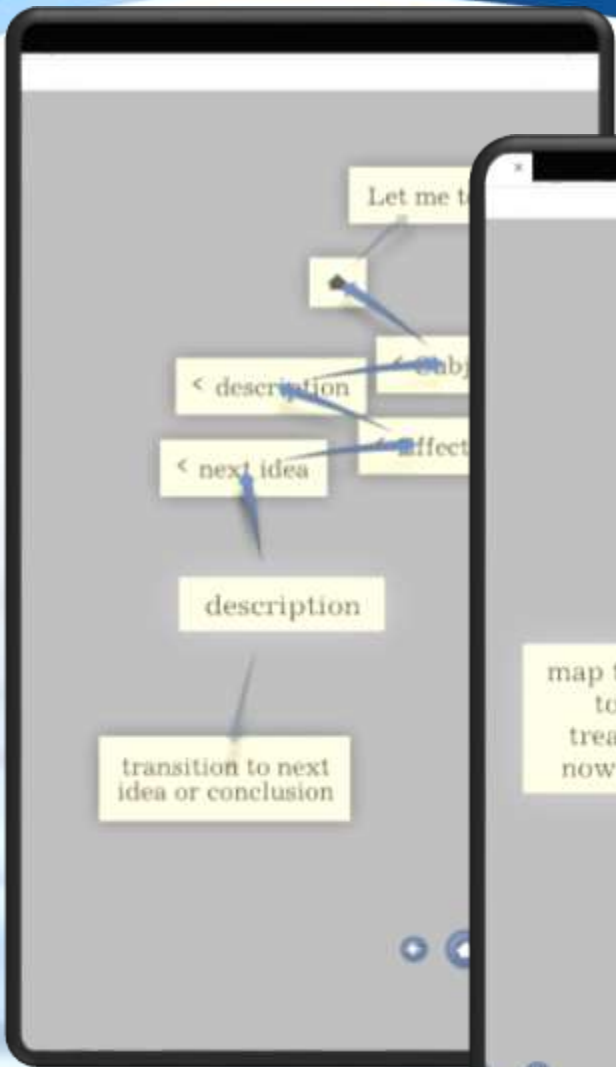
- **Forms of energy (Physics)** - Engage students in an interactive exploration of forms of energy and energy transformation. Middle School. By Paloma Akkangli. [Go >](#)
- **Weather & precipitation (Science)** - Students delve into conditions that cause nature's most fascinating and destructive weather events: tornadoes and hurricanes. Middle School. By Elanor Thompson. [Go >](#)
- **Negative numbers (Math)** - Invite students to investigate the history and definition of integers, and then use SpicyNodes to create algorithms. High school. By Sarah Moore and Paloma Akkangli. [Go >](#)
- **Activists (History/Social Studies)** - Captivate your students as they examine the concepts of philanthropy and activism and trigger their understanding of what it means to be a good citizen. Middle School. By Victoria Anderson. [Go >](#)
- **Native Americans (Social Studies)** - Bring history to life as students research and analyze the history, culture, and lives of Native Americans in North America. Middle School. By Victoria Anderson. [Go >](#)
- **Holocaust (History)** - Engender understanding of the Holocaust by enabling students to connect with children who survived the atrocities. Middle School. By Jay Houchen. [Go >](#)
- **Writing & poetry (English)** - Fully explore writing poetry in what may be the first 21st century poetic form - SpicyNodes. Middle School, High School, College, and Adult Education. By Joe Ramana. [Go >](#)

Sharing

Are you using SpicyNodes in your classroom? Why not share! Email your recipe to us, and we will publish your success story. We also encourage you to publish your nodemap on your website and in the SpicyNodes Gallery.



Teaching with SpicyNodes



The screenshot displays the SpicyNodes web application. At the top, the logo 'SpicyNodes' is visible, along with navigation links for Home, Edit Nodes, Gallery, Support, Pricing & plans, and About. The main interface is titled 'Flodemap content...' and includes a search bar and a 'Save' button. The content area shows a hierarchical list of nodes:

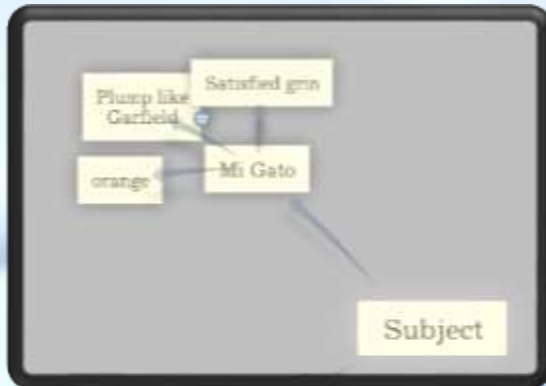
- Let me tell you about my adventures
 - in which I
 - show my journey
 - Enchanted Forest
 - San Manuel
 - Found some more
 - Took a picture of my journey
 - to the far side of the ocean
 - the one in which I had to solve a
 - map the lead to the treasure I now enjoy
- you about the details
- of the time I
 - wrote a poem
- wanted to know more about
 - the three types of routes
- you what I was reading last night
- over a table

Getting Started



Write a class poem

1. Start with a topic
2. Then add a description of the topic
3. Add an adjective
4. Loop

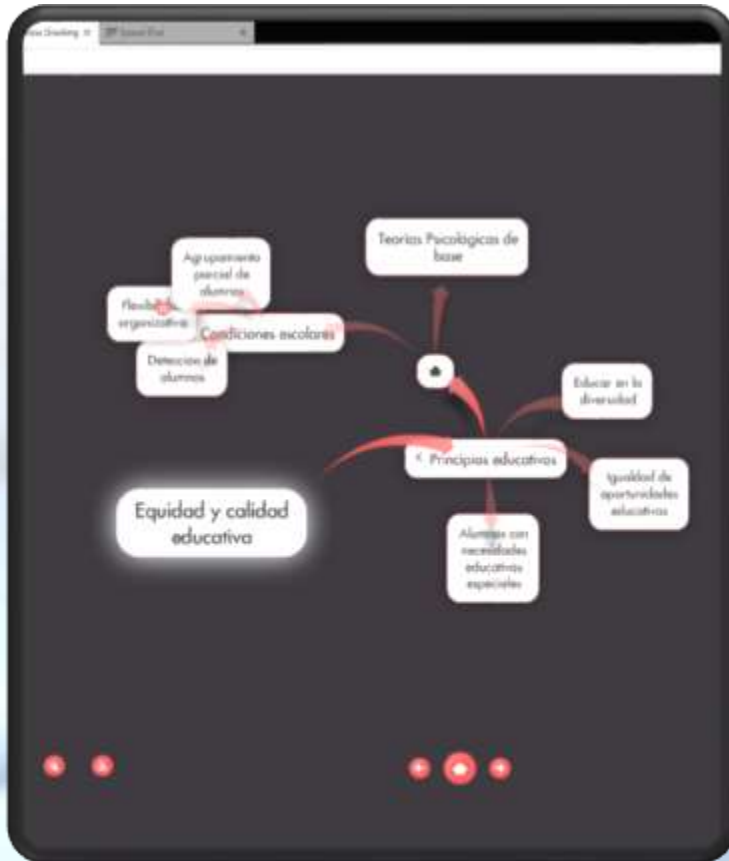


How the text is displayed

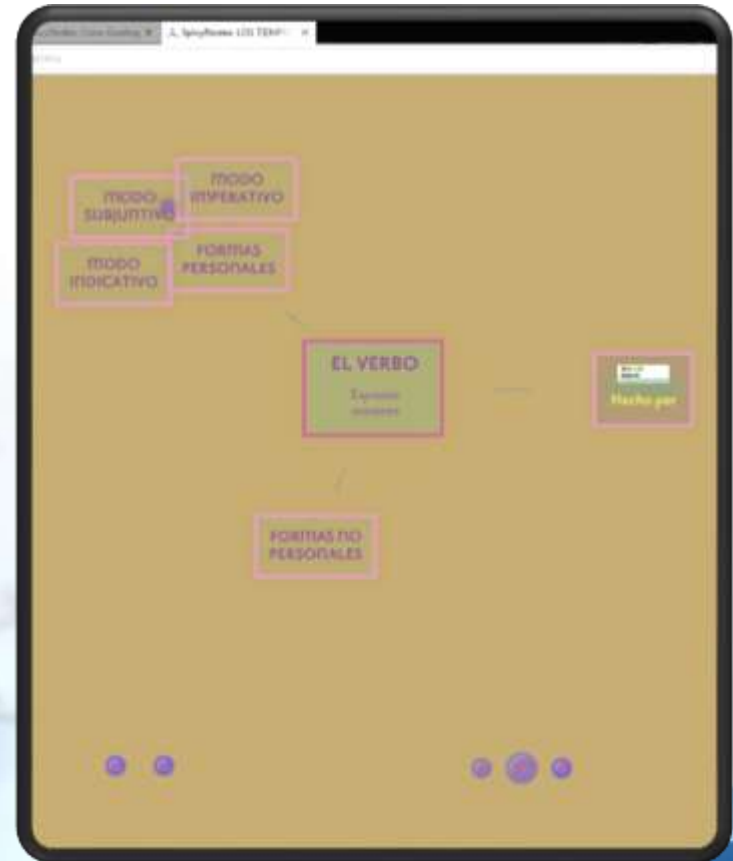
1. Arrows help "fly" through thought
2. Choices are displayed on layer at a time
3. Zoom in and out
4. Focus on hierarchical data, level by level

[Rubric](#) for evaluation

Teaching ideas



[Cross Grading](#)



[Verbs](#)

Teaching ideas

Wiki Nodes is an iPad application that melds Spicynodes with Wikipedia, the result allows you to search links in Wikipedia with the Spicynodes mapping engine.





Thank You

Please complete this [survey](http://tinyurl.com/ktbs4fn) to help me improve or to answer and lingering questions.
<http://tinyurl.com/ktbs4fn>

